


FEATURES

- PCI EXPRESS MINI CARD (mPCIe) TYPE F1, WITH LATCHING I/O CONNECTORS
- 24 HIGH-CURRENT DIO LINES (24mA SOURCE/SINK)
- CHANGE-OF-STATE (CoS) DETECTION IRQ GENERATION
- 10K OHM PULL-UP RESISTORS
- FOUR AND EIGHT BIT PORTS INDEPENDENTLY SELECTABLE FOR USE AS INPUTS OR OUTPUTS
- ALL SIGNALS BROUGHT OUT TO OPTIONAL PANEL-MOUNTABLE 37-PIN MALE DSub CONNECTOR
- ROHS STANDARD
- AVAILABLE INDUSTRIAL TEMP (-40°C TO +85°C)

MODELS mPCIe-DIO-24S AND mPCIe-DIO-24



FUNCTIONAL DESCRIPTION

The mPCIe-DIO-24S is a type F1 PCI Express Mini Card (mPCIe) and optional cable assembly (DSub 37-pin Male connector) designed to be easily panel-mounted in any application environment. It uses the high speed PCI Express bus to transfer digital data to and from the card. The digital I/O is compatible with 8255 PPI chips making it easy to program. This also allows for simple and trouble-free migration from other ACCES PCI and PCI Express digital I/O cards, but also provides for advanced features enabled by the onboard FPGA logic.

The card provides three 8-bit I/O ports designated A, B and C. Port C can be further divided into two 4-bit nybbles. Each port can be programmed as inputs or outputs. Change of State (COS) detection and interrupt capabilities are designed to relieve software from polling routines that can consume valuable processing time. Each port can be programmed for detecting state changes on their lines, in which any changes of the enabled port's bits (low-to-high or high-to-low) will generate an IRQ. An ISR (interrupt service routine) then determines which bit changed state and clears the interrupt.


SPECIAL ORDER

Please contact ACCES with your precise requirement. Examples of special orders would be pull-down resistors, conformal coating, a TTL version with user supplied 5VDC VCCIO, custom software or product labelling, and more. We will work with you to provide *exactly* what is required.

ACCESSORIES

Available accessories include:

CAB-mPCIe-DB37M	40-pin to DB37-pin Male cable
ADAP37, STA-37	37-pin Screw Terminal Accessories
mPCIe-HDW-KIT2	2mm mounting hardware
mPCIe-HDW-KIT2.5	2.5mm mounting hardware

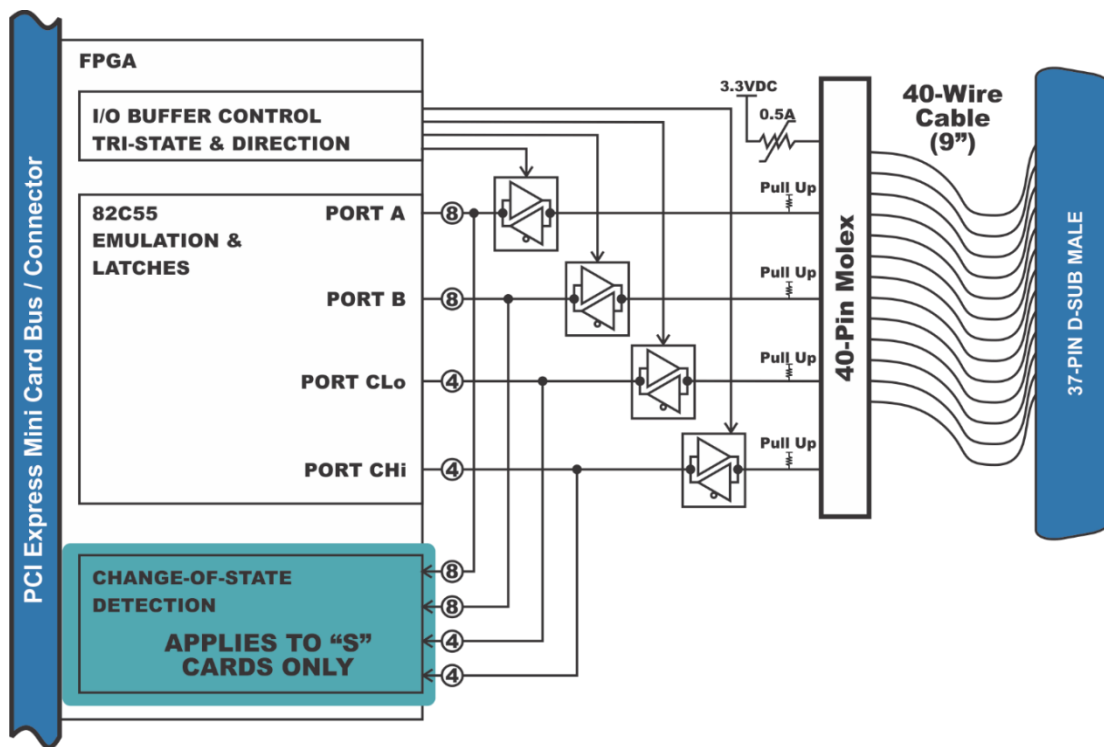


SOFTWARE

The card is supported for use in most operating systems and includes a free DOS, Linux, and Windows 2000/XP/2003/Vista/7/8/10 compatible software package. This package contains sample programs and source code in Visual Basic, Delphi, and Visual C++ for Windows. Also provided is a graphical setup program in Windows. Linux support includes installation files and basic samples for programming from user level via an open source kernel driver. Third party support includes a Windows standard DLL interface usable from the most popular application programs, and includes LabVIEW 8.5+ VIs. Embedded OS support includes Windows XPe, WES7, WES8, etc. Full register-level documentation of all features ensures easy compatibility in any application environment.

Distributed by:





PC Interface

PCI Express Mini Card	Type F1 "Full Length" V1.2
-----------------------	----------------------------

Digital Input / Output Interface

Digital Bits	24
Compatibility	8255 Mode 0
Performance	1 μ s per 32-bit transaction max ~3.5 μ s in Windows
Digital Inputs	Logic High 2.0V to VCCIO (3.3VDC, 5VDC tolerant) Logic Low 0V to 0.8V
Digital Outputs (Standard Version)	Logic High 2.0V (min) 24mA source Logic Low 0.55V (max) 24mA sink Power Output +3.3 VDC via 0.5A polyfuse (resetting)
TTL w/user VCCIO	1.65V to 5.5V At DB37M, via polyfuse
Digital Outputs (-TTL Option)	Logic High 3.8V (min) 32mA UVCCIO = 4.5V Logic Low 0.55V (max) 32mA UVCCIO = 4.5V

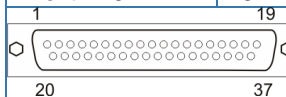
Environmental

Temperature	Operating 0° to 70°C (order "-T" for -40° to 85°C) Storage -65° to 150°C
Humidity	5% to 95%, non-condensing
Power required	+3.3VDC @ 330mA (typical)

Physical

Weight	6.2 grams (+ 22.2g for the cable)
Size	Length 50.95mm (2.006") Width 30.00mm (1.181")
I/O connector	On-card Molex 501190-4017 40-pin latching mating Molex 501189-4010 On cable Male, D-Sub Miniature, 37-pin mating Female, D-Sub Miniature, 37-pin

Assignment	Pin	Assignment	Pin
Fused VCCIO	20	Ground	1
Ground	21	No Connect	2
Port B 7	22	Port C 7 Hi	3
Port B 6	23	Port C 6 Hi	4
Port B 5	24	Port C 5 Hi	5
Port B 4	25	Port C 4 Hi	6
Port B 3	26	Port C 3 Lo	7
Port B 2	27	Port C 2 Lo	8
Port B 1	28	Port C 1 Lo	9
Port B 0	29	Port C 0 Lo	10
Port A 7	30	No Connect	11
Port A 6	31	No Connect	12
Port A 5	32	No Connect	13
Port A 4	33	No Connect	14
Port A 3	34	No Connect	15
Port A 2	35	Fused VCCIO	16
Port A 1	36	Fused VCCIO	17
Port A 0	37	Ground	18
		Ground	19



Pins 16 & 17 are connected to 20

ORDERING GUIDE

mPCle-DIO-24S	24 Digital I/O w/CoS IRQ PCI Express Mini Card
mPCle-DIO-24	24 Digital I/O PCI Express Mini Card
Add -T to your model # for Industrial Temperature Option (-40° to 85°C)	
Add -TTL to your model # for TTL signaling w/user supplied VCCIO (+5V)	

Distributed by:



The Netherlands



Elektrostraat 17
NL-7483 PG Haaksbergen

T: +31 (0)53 573 33 33
F: +31 (0)53 573 33 30
E: nl@texim-europe.com

Belgium



Zuiderlaan 14 bus 10
B-1731 Zellik

T: +32 (0)2 462 01 00
F: +32 (0)2 462 01 25
E: belgium@texim-europe.com

UK & Ireland



St. Mary's House, Church Lane
Carlton Le Moorland
Lincoln LN5 9HS

T: +44 (0)1522 789 555
F: +44 (0)845 299 22 26
E: uk@texim-europe.com

Germany North



Bahnhofstrasse 92
D-25451 Quickborn

T: +49 (0)4106 627 07-0
F: +49 (0)4106 627 07-20
E: germany@texim-europe.com

Germany South



Martin-Kollar-Strasse 9
D-81829 München

T: +49 (0)89 436 086-0
F: +49 (0)89 436 086-19
E: germany@texim-europe.com

Austria



Warwitzstrasse 9
A-5020 Salzburg

T: +43 (0)662 216 026
F: +43 (0)662 216 026-66
E: austria@texim-europe.com

Nordic region



Sdr. Jagtvej 12
DK-2970 Hørsholm

T: +45 88 20 26 30
F: +45 88 20 26 39
E: nordic@texim-europe.com

General information



info@texim-europe.com
www.texim-europe.com